

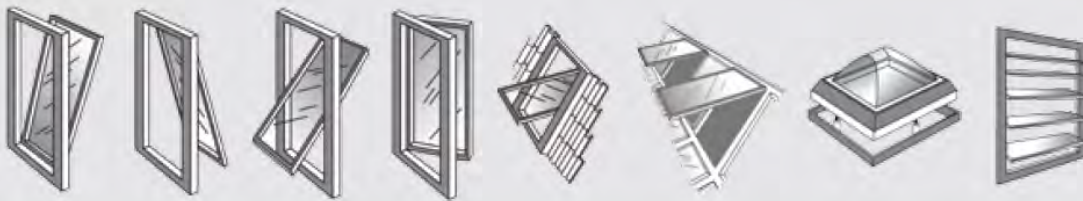
SELA 50



LINEAR DRIVE ACTUATOR 230V ac 500N

Stroke 200 / 300 / 400 mm

Applications



Features:

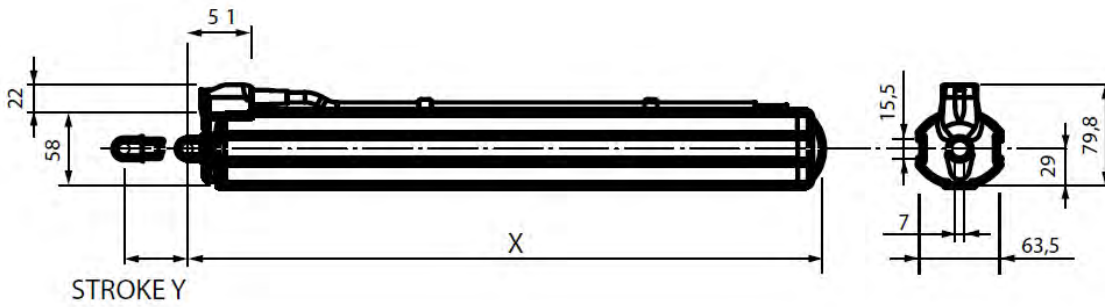
Highly versatile linear actuator mainly used for sloping vent and roof light natural ventilation applications.

Sliding fixing bracket allows easy installation.


Tandem version available.



Technical Drawing



Stroke Y	X
200mm	308.8mm
300mm	408.8mm
400mm	508.8mm



230V ac
500N

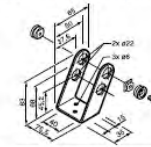
The AutoCAD drawing for this product can be found at www.secontrols.com

Technical Data

Connections

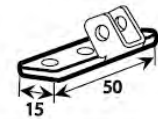
ACTUATOR	SELA 50
TYPE	LINEAR
ACTUATOR TYPE	MOTORISED
VOLTAGE (all +/-6%)	230V ac
AMP DRAW CURRENT (no load)	0.75A
AMP DRAW CURRENT (with load)	0.75A
CONSUMPTION (without load)	173W
CONSUMPTION (with load)	173W
STROKE	200/300/400mm
OPERATING TIME	19mm/s with rated load
AMBIENT OPERATING TEMP.	-10°C + 40°C
THRUST FORCE	500N
CLOSE FORCE	500N
SOFT CLOSE	N/A
SWITCHING	Physical Limit
TYPE OF SWITCH	Micro switch
STANDARD FINISH	Silver Anodised
COLOUR OPTION	N/A
POWER OUT FIXING	N/A
WINDOW MIN HEIGHT	Contact for details
FLEX LENGTH	1200mm
FLEX TYPE	4 core / black pvc 7mm
INSULATION CLASS	F
PROTECTION DEGREE	IP55
PRODUCT LIFE	10,000 STROKES
WEIGHT	1.81kg/1.94Kg/2.1Kg
FACE FIX	NO
THROUGH BODY FIX	NO
CLAMP RING	NO
U BRACKET	NO
OPEN IN	NO
USAGE	NATURAL

SELA 50 Pivot Bracket



*DAM05000124

SELA 24 S Top Bracket



AMM01569045

These actuators require operation from a 230V ac control unit.

Recommended Control:

Contact an SE Control sales representative for recommendations.

Product	Operating voltage	Force	Product code	stroke Y
Linear Actuator	230V ac	500N	DAM0500200	200mm
	230V ac	500N	DAM0500300	300mm
	230V ac	500N	DAM0500400	400mm



Voltage to 230V linear actuators must be switched off after each operation with a rest period required between cycles.