

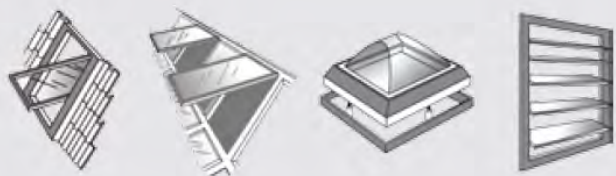
# SELA 45 E1



Stroke 70 / 200 / 300 / 500 mm

LINEAR DRIVE ACTUATOR 230V ac 450N-1000N

## Applications



### Features:

Cost effective linear drive actuator mainly used for sloping natural ventilation applications and roof lights.



Standard finish is silver anodised aluminium

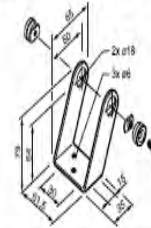
Version 2.0

## Technical Data

## Connections

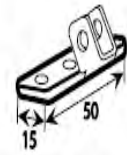
ACTUATOR	SELA 45 E1
TYPE	LINEAR
ACTUATOR TYPE	MOTORISED
VOLTAGE (all +/-6%)	230V ac
AMP DRAW CURRENT (no load)	0.22A (0.16A FOR 70MM)
AMP DRAW CURRENT (with load)	0.22A (0.16A FOR 70mm )
CONSUMPTION (without load)	50W (37W FOR 70mm )
CONSUMPTION (with load)	50W (37W FOR 70mm )
STROKE	70/200/300/500mm
OPERATING TIME	8mm/s with rated load (2.5mm/s 70mm )
AMBIENT OPERATING TEMP.	-20°C + 40°C
THRUST FORCE	450N (1000N FOR 70mm )
CLOSE FORCE	450N (1000N FOR 70mm )
SOFT CLOSE	N/A
SWITCHING	Physical Limit
TYPE OF SWITCH	Micro switch
STANDARD FINISH	Silver Anodised
COLOUR OPTION	N/A
POWER OUT FIXING	N/A
WINDOW MIN HEIGHT	Contact for details
FLEX LENGTH	1500mm
FLEX TYPE	4 core / black pvc 7.8mm
INSULATION CLASS	H
PROTECTION DEGREE	IP55
PRODUCT LIFE	10,000 STROKES
WEIGHT	1.26kg/1.35Kg/1.53Kg/1.90Kg
FACE FIX	NO
THROUGH BODY FIX	NO
CLAMP RING	NO
U BRACKET	NO
OPEN IN	NO
USAGE	NATURAL

SELA 20 Standard Bracket



DAM00A00579

SELA 24 S Top Bracket



AMM01S69045

These actuators require operation from a 230V ac control unit.

### Recommended Control:

Contact an SE Control sales representative for recommendations.

Product	Operating voltage	Force	Product code	stroke Y
Linear Actuator	230V ac	1000N	DAM04500160	70mm
	230V ac	450N	DAM04500180	200mm
	230V ac	450N	DAM04500235	300mm
	230V ac	450N	DAM04500300	500mm



Voltage to 230V chain actuators must be switched off after each operation with a rest period required between cycles.

